

Chapter 16 Figures 22 To 24 From  
**MATHEMATICAL METHODS**  
for Scientists and Engineers

Donald A. McQuarrie



# For the Novice Acrobat User or the Forgetful

When you opened this file you should have seen a slightly modified cover of the book *Mathematical Methods for Scientists and Engineers* by Donald A. McQuarrie, a menu bar at the top, some index markers at the left hand margin, and a scroll bar at the right margin.

Select the **View** menu item in the top menu and be sure **Fit in Window** and **Single Page** are selected. Select the **Window** menu item and be sure **Bookmarks** and **Thumbnails** ARE NOT selected.

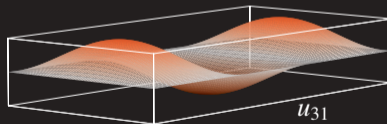
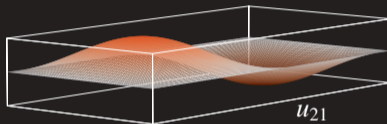
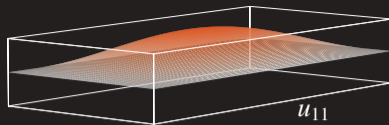
You can and probably should make the top menu bar disappear by pressing the function key F9. Pressing this key (F9) again just toggles the menu bar back on. You may see another tool bar that is controlled by function key F8. Press function key F8 until the tool bar disappears.

In the upper right hand corner margin of the window containing this text you should see a few small boxes. DO NOT move your mouse to the box on the extreme right and click in it; your window will disappear! Move your mouse to the second box from the right and click (or left click); the window containing this text should enlarge to fill the screen. Clicking again in this box will shrink the window; clicking again will return the display to full screen.

The preferred means of navigation to any desired figure is controlled by the scroll bar in the column at the extreme right of the screen image. Move your mouse over the scroll bar slider, click, and hold the mouse button down. A small window will appear with the text "README (2 of 5)". Continuing to hold down the mouse button and dragging the button down will change the text in the small window to something like "16.24 (5 of 5)". Releasing the mouse button at this point moves you to Figure 16.24 of Chapter 16. The (5 of 5) indicates that Figure 16.24 resides on page 5 of the 5 pages of this document.

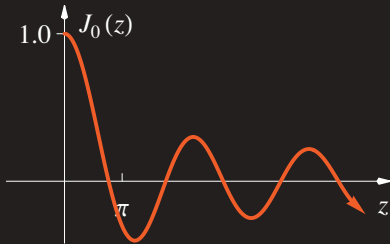
## ANIMATIONS

Figure 16.22 has an associated animation that requires QuickTime™ for display. The name of the animation file is Anim16\_22.mov and requires independent acquisition from the server.



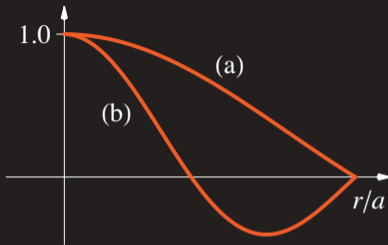
**Figure 16.22**

Some normal modes of a rectangular membrane described by Equations 1 and 2.



**Figure 16.23**

The zeroth order Bessel function of the first kind,  $J_0(z)$ , plotted against  $z$ .



**Figure 16.24**

(a)  $J_0(\alpha_1 r/a) = J_0(2.4048r/a)$  plotted against  $r/a$  and (b)  $J_0(\alpha_2 r/a) = J_0(5.520r/a)$  plotted against  $r/a$ .